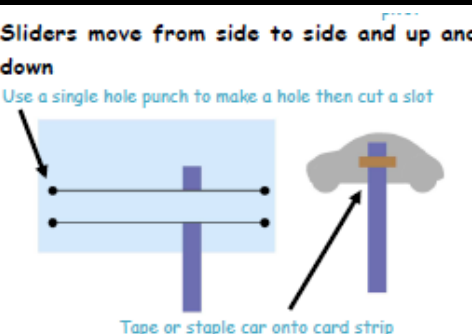
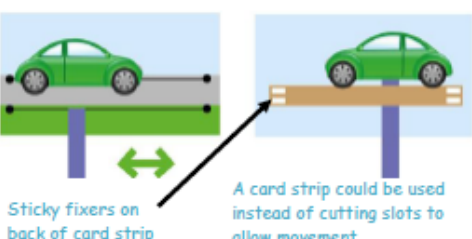
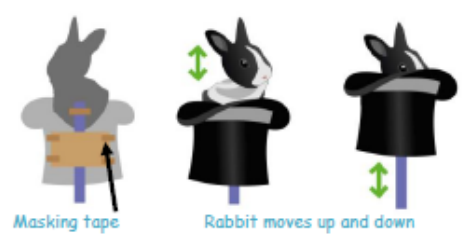
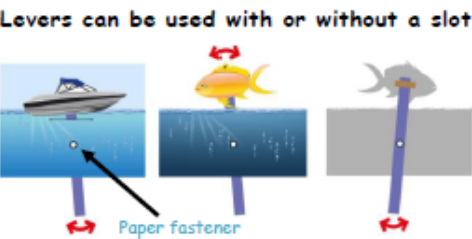










Examples of sliders and levers	Types of movement			
<p>Sliders move from side to side and up and down</p> <p>Use a single hole punch to make a hole then cut a slot</p>  <p>Tape or staple car onto card strip</p>  <p>Sticky fixers on back of card strip</p> <p>A card strip could be used instead of cutting slots to allow movement</p>  <p>Masking tape Rabbit moves up and down</p> <p>Levers can be used with or without a slot</p>  <p>Paper fastener</p> <p>A card strip is used as a lever. The fish and boat are glued to the lever which is used as a handle.</p>	<p>Simple mechanisms move:</p>  in a straight line	 in a straight line, backwards and forwards	 round and round	 in a curve
 in a straight line, backwards and forwards	 round and round	 in a curve		
 in a curve				

Vocabulary	
Mechanism	a device used to create movement in a product
Lever	a rigid bar which moves around a pivot
Slider	a rigid bar which moves backwards and forwards along a straight line
Slot	the hole through which a lever is placed to enable part of a picture to move.
Guide or Bridge	a short card strip used to keep lever and linkage mechanisms in place and control movement
Card	a thick paper product
Masking tape	Sticky tape that can be moved if needed
Paper fastener	a pin used to hold paper together
Join	to attach different pieces together
Design	to come up with ideas and represent them with drawings
Make	to put together a representation of your idea
Evaluate	to decide whether your product meets the design criteria
User	the person in mind when designing a product
Purpose	the reason for making a product
Function	what a product does
Prototype	an original model on which later stages or forms are based or developed
Design Criteria	the precise goals that a project must achieve in order to be successful

Health and Safety
Pay close attention when using sharp tools
Stop what you're doing as soon as the teacher or your partner says "stop".