

Reports powered by...

Perspective



Ashleigh Primary School and Nursery, Wymondham



Ofsted Parent View 2019 30/01/2024

Created on 30/01/2024

Printed by John McConnell

Introduction

Perspective surveys are an opportunity to find out how a group of people perceive things that relate to your school or centre.

The following pages contain the results of your survey. Use this report to help you understand peoples perceptions and develop your school or centre to cater for or improve these perceptions.

The Survey

The survey was active between 08/01/2024 – 30/01/2024 and was answered anonymously.

The survey asks a series of questions which the person must rate. The ratings are as follows:

1. Strongly Agree
2. Agree
3. Strongly Disagree
4. Disagree
5. Don't Know
6. Not Applicable

The Report

This report is broken down into several sections:

- **Survey Response**

This is an overview of how people responded to your survey.

- **Feedback Summary**

This section gives an overall look at the survey answers.

- **Detailed Feedback**

This section details answers given to each question.

Important note regarding this report:

Reports from surveys contain all the collated feedback from all respondents excepting the following:

Where a survey response contains offensive language, or information that breaches confidentiality/privacy, or information that endangers others, or information that might identify specific children, and where this is detected by automated processes in the software or by quality review, then these responses will be omitted from the survey report.

Survey Responses

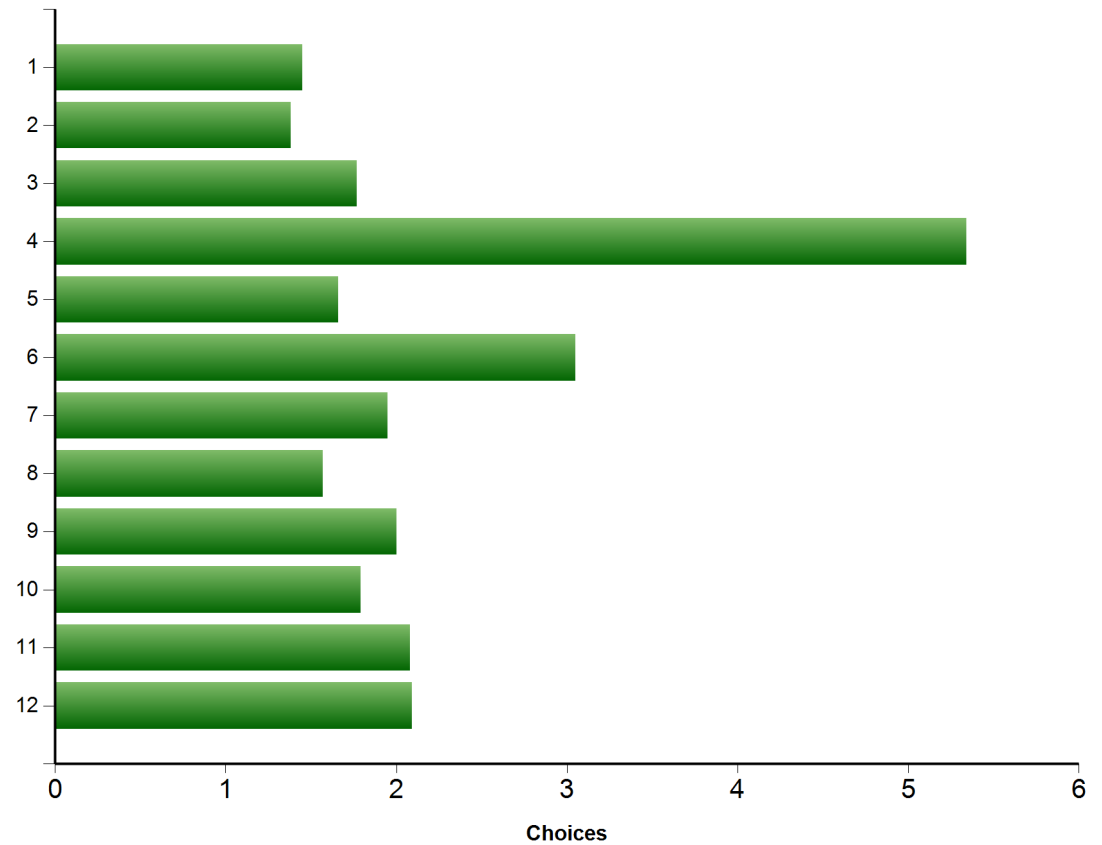
This table gives an overview of the amount of responses you have received.

Distributed To	Completed Questionnaire
240	136

Feedback Summary

Here is a graph representing the average user response for each question

Question	Response						Average
	1	2	3	4	5	6	
1	91	50	0	5	0	0	1.45
2	98	44	0	4	0	0	1.38
3	78	50	3	5	9	1	1.77
4	5	9	7	5	5	115	5.34
5	70	63	6	7	0	0	1.66
6	44	43	6	9	2	42	3.05
7	68	56	0	7	13	2	1.95
8	85	52	0	5	4	0	1.57
9	55	64	5	17	4	1	2
10	66	66	1	5	7	1	1.79
11	70	51	3	3	4	15	2.08
12	58	60	4	7	15	2	2.09

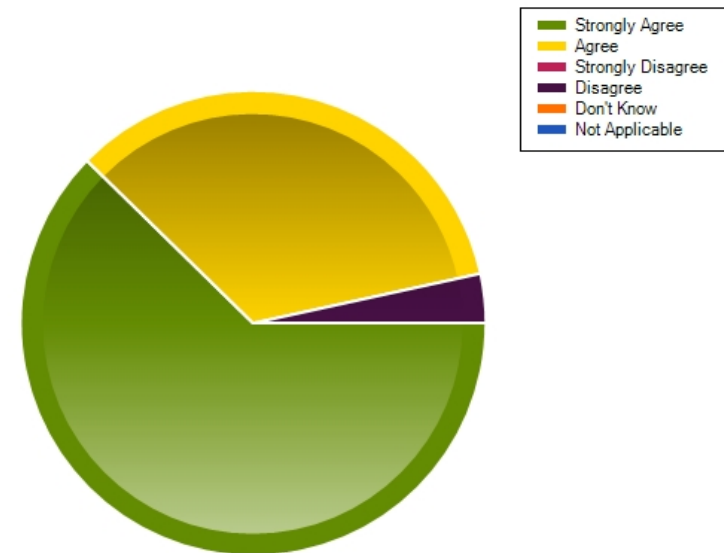
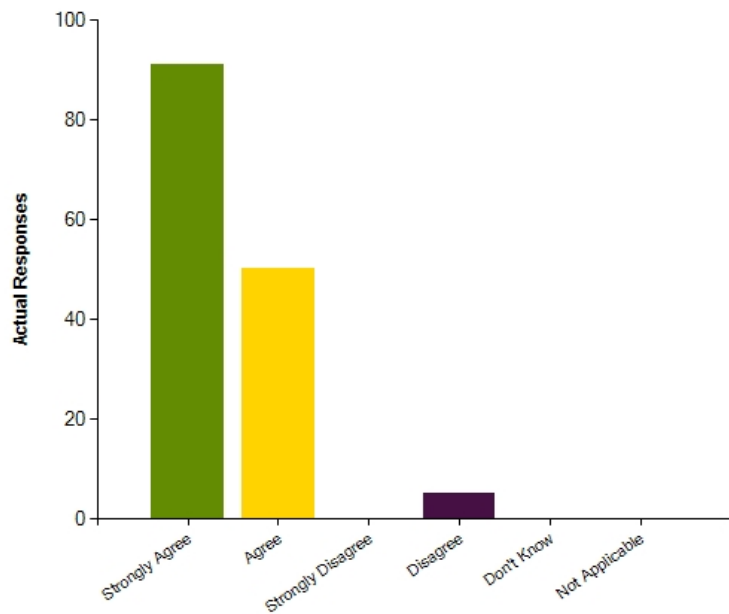


Questions

Question : My child is happy at this school.

	Strongly Agree	Agree	Strongly Disagree	Disagree	Don't Know	Not Applicable
No. Of Responses	91	50	0	5	0	0
Response Percentage	62.33	34.25	0	3.42	0	0

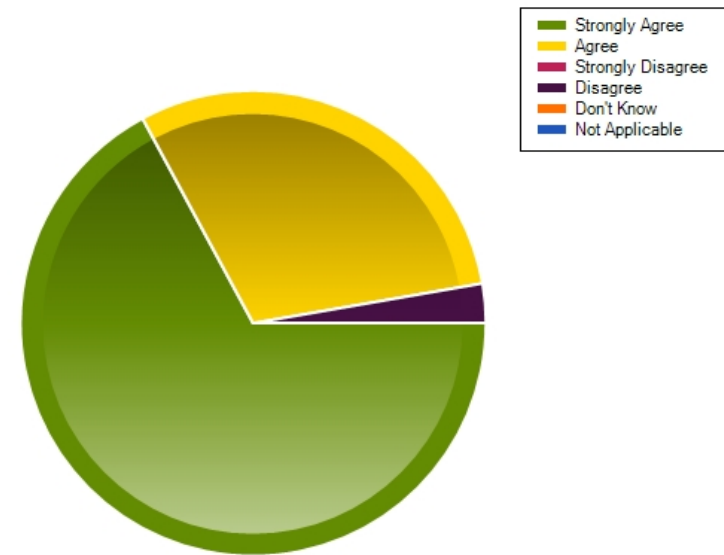
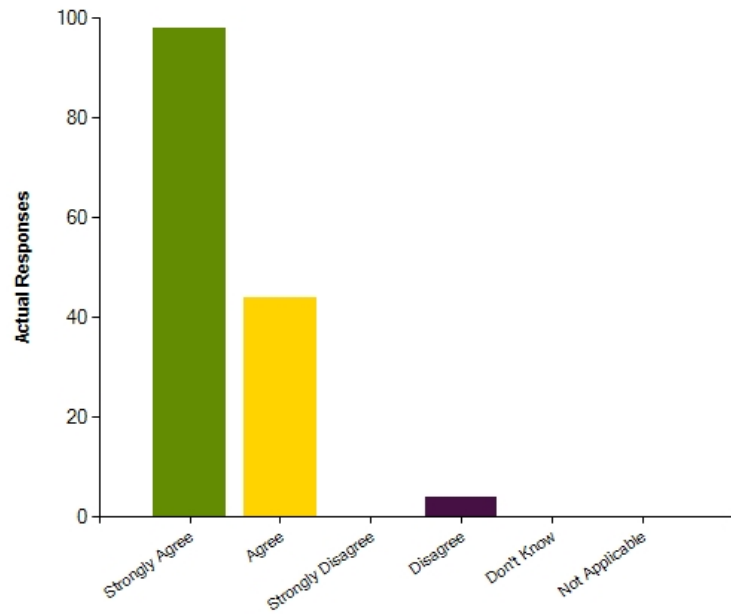
Average Response	1.45
Most Popular Response	Strongly Agree



Question : My child feels safe at this school.

	Strongly Agree	Agree	Strongly Disagree	Disagree	Don't Know	Not Applicable
No. Of Responses	98	44	0	4	0	0
Response Percentage	67.12	30.14	0	2.74	0	0

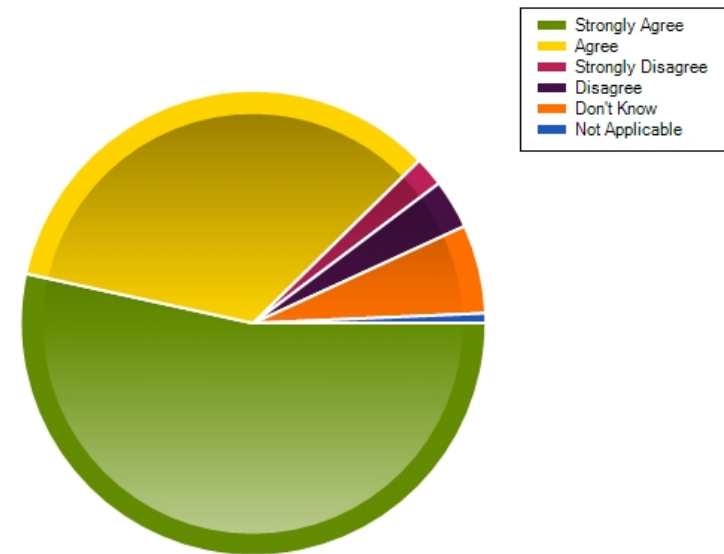
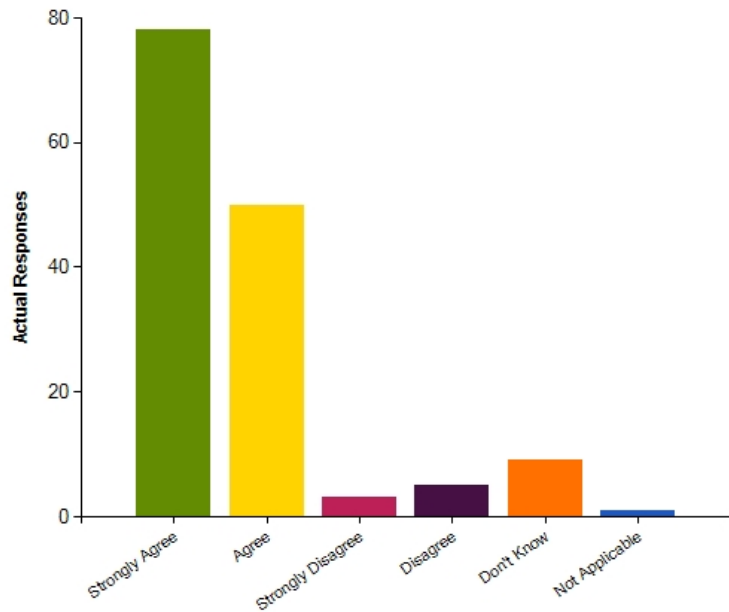
Average Response	1.38
Most Popular Response	Strongly Agree



Question : The school makes sure its pupils are well behaved.

	Strongly Agree	Agree	Strongly Disagree	Disagree	Don't Know	Not Applicable
No. Of Responses	78	50	3	5	9	1
Response Percentage	53.42	34.25	2.05	3.42	6.16	0.68

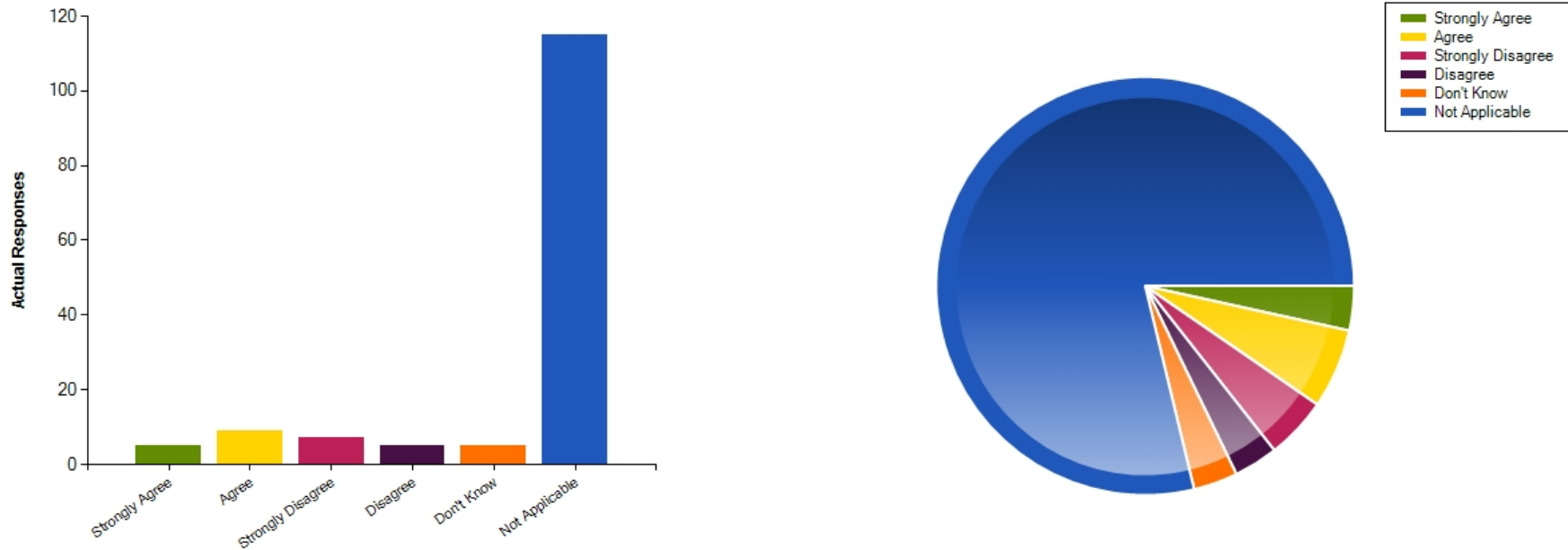
Average Response	1.77
Most Popular Response	Strongly Agree



Question : My child has been bullied and the school dealt with the bullying quickly and effectively. (Please select 'Not Applicable' if your child has not been bullied)

	Strongly Agree	Agree	Strongly Disagree	Disagree	Don't Know	Not Applicable
No. Of Responses	5	9	7	5	5	115
Response Percentage	3.42	6.16	4.79	3.42	3.42	78.77

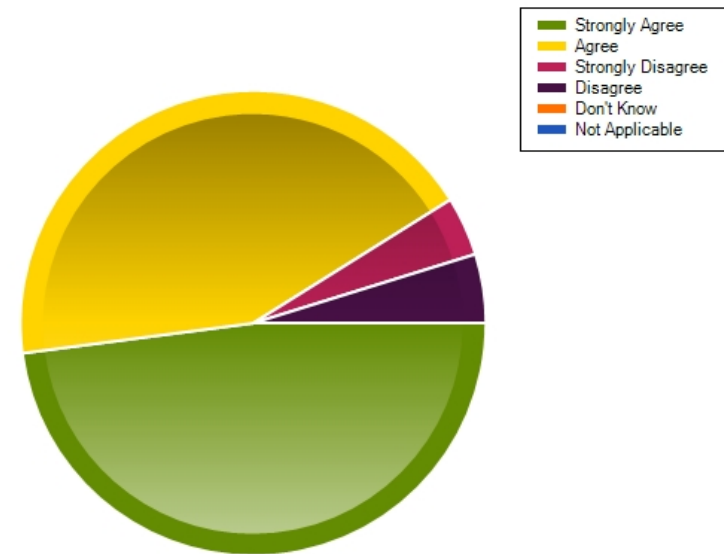
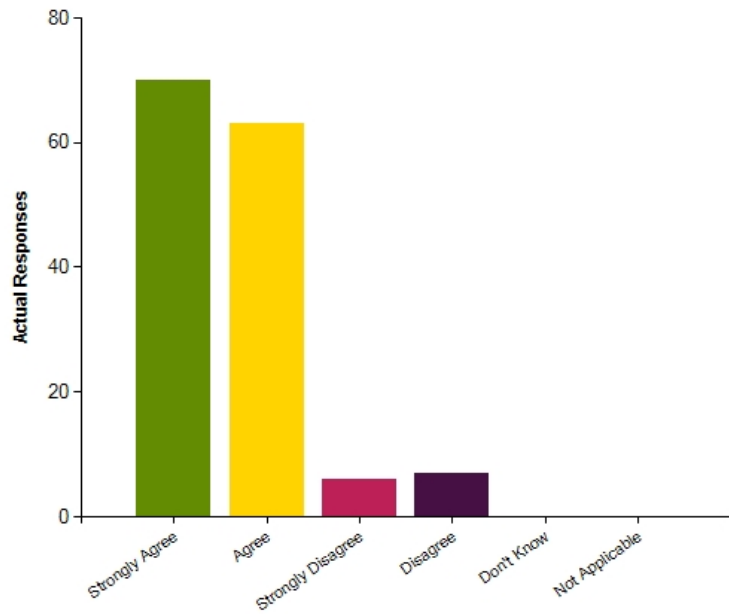
Average Response	5.34
Most Popular Response	Not Applicable



Question : The school makes me aware of what my child will learn during the year.

	Strongly Agree	Agree	Strongly Disagree	Disagree	Don't Know	Not Applicable
No. Of Responses	70	63	6	7	0	0
Response Percentage	47.95	43.15	4.11	4.79	0	0

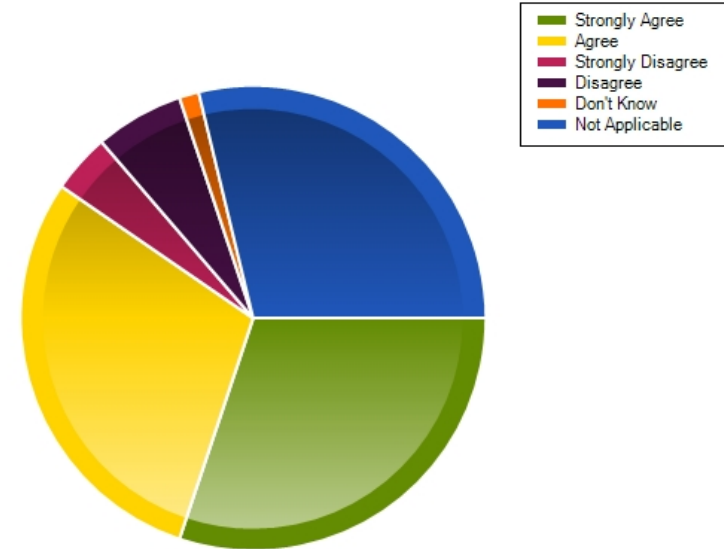
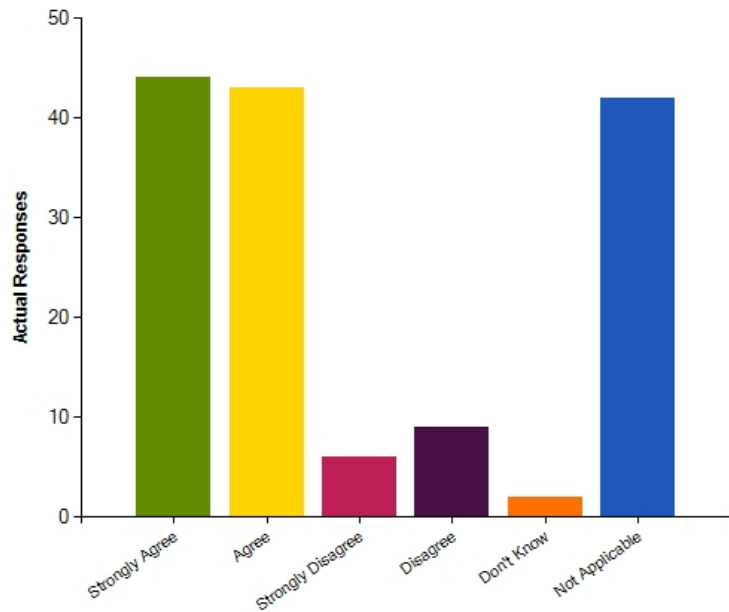
Average Response	1.66
Most Popular Response	Strongly Agree



Question : When I have raised concerns with the school they have been dealt with properly. (Please select 'Not Applicable' if you have not raised concerns)

	Strongly Agree	Agree	Strongly Disagree	Disagree	Don't Know	Not Applicable
No. Of Responses	44	43	6	9	2	42
Response Percentage	30.14	29.45	4.11	6.16	1.37	28.77

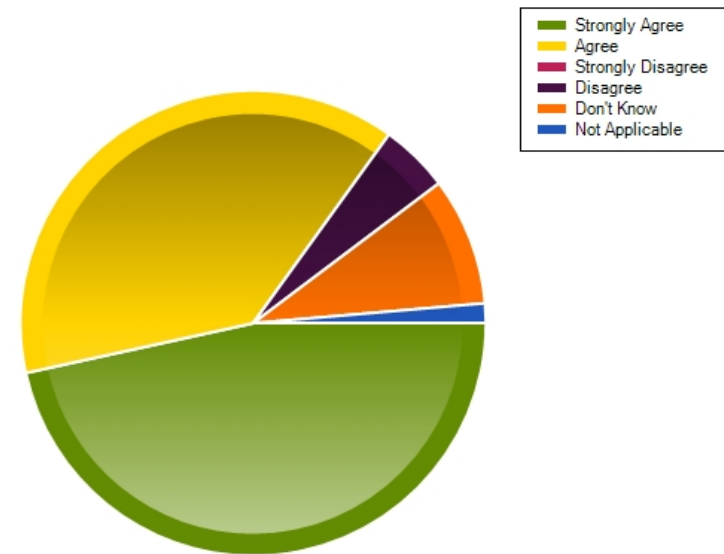
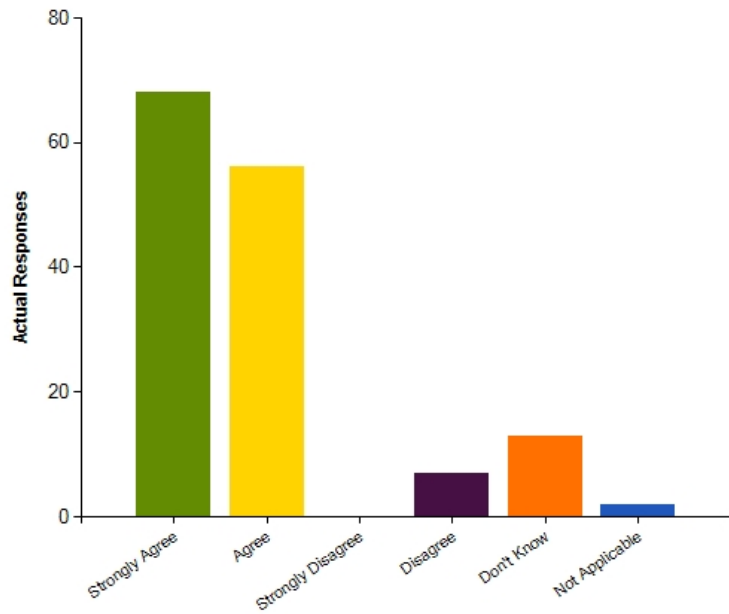
Average Response	3.05
Most Popular Response	Strongly Agree



Question : The school has high expectations for my child.

	Strongly Agree	Agree	Strongly Disagree	Disagree	Don't Know	Not Applicable
No. Of Responses	68	56	0	7	13	2
Response Percentage	46.58	38.36	0	4.79	8.9	1.37

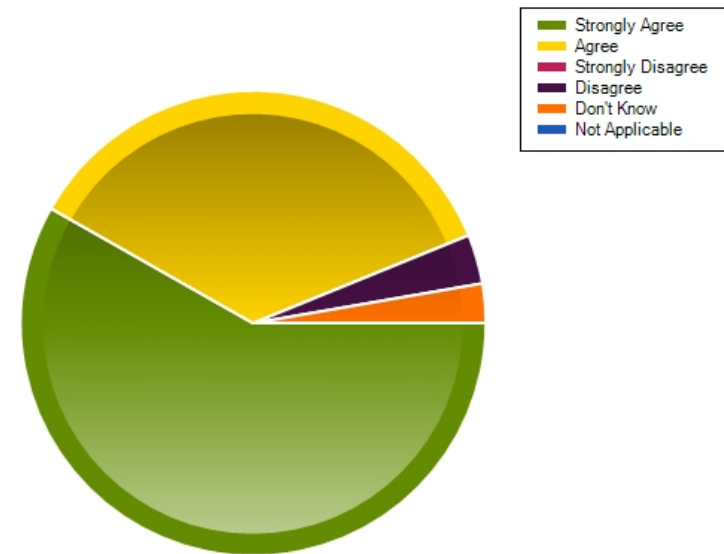
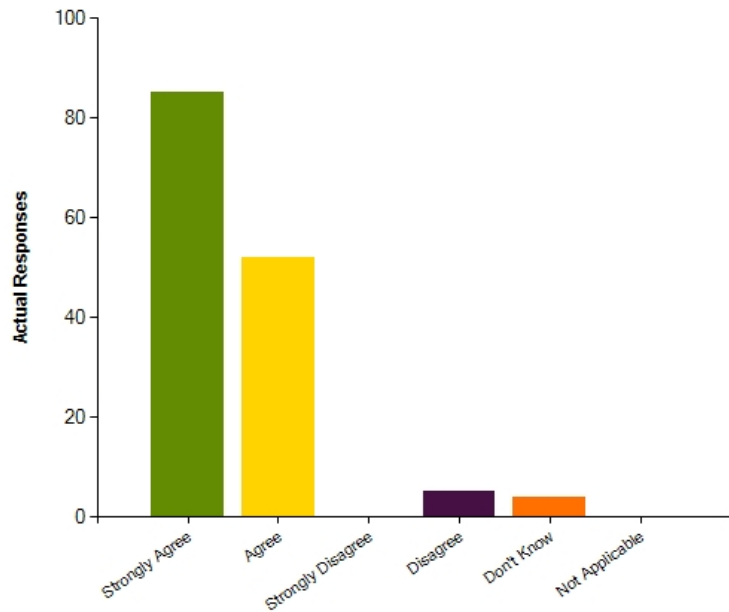
Average Response	1.95
Most Popular Response	Strongly Agree



Question : My child does well at this school.

	Strongly Agree	Agree	Strongly Disagree	Disagree	Don't Know	Not Applicable
No. Of Responses	85	52	0	5	4	0
Response Percentage	58.22	35.62	0	3.42	2.74	0

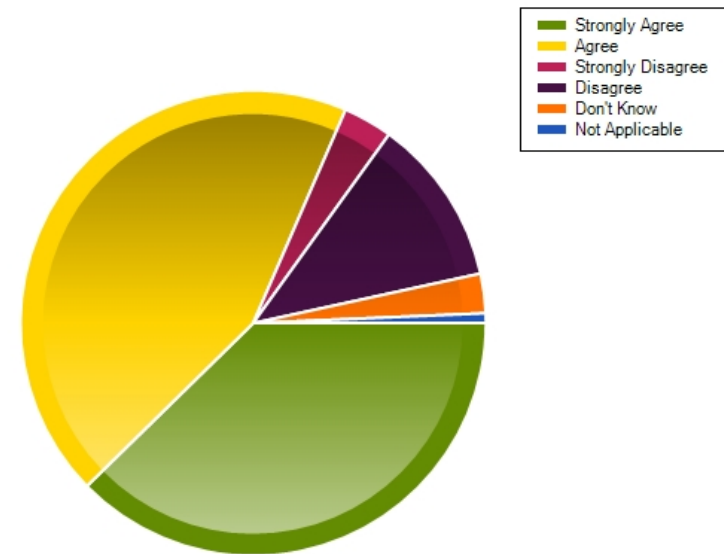
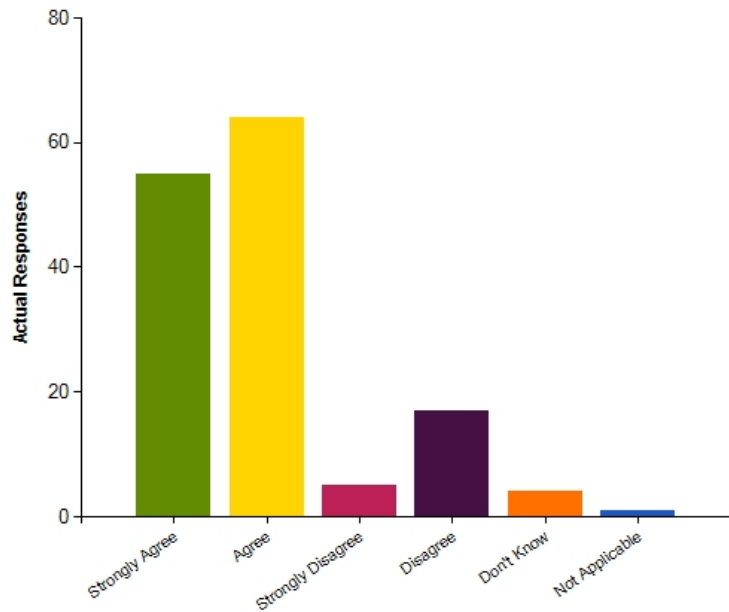
Average Response	1.57
Most Popular Response	Strongly Agree



Question : The school lets me know how my child is doing.

	Strongly Agree	Agree	Strongly Disagree	Disagree	Don't Know	Not Applicable
No. Of Responses	55	64	5	17	4	1
Response Percentage	37.67	43.84	3.42	11.64	2.74	0.68

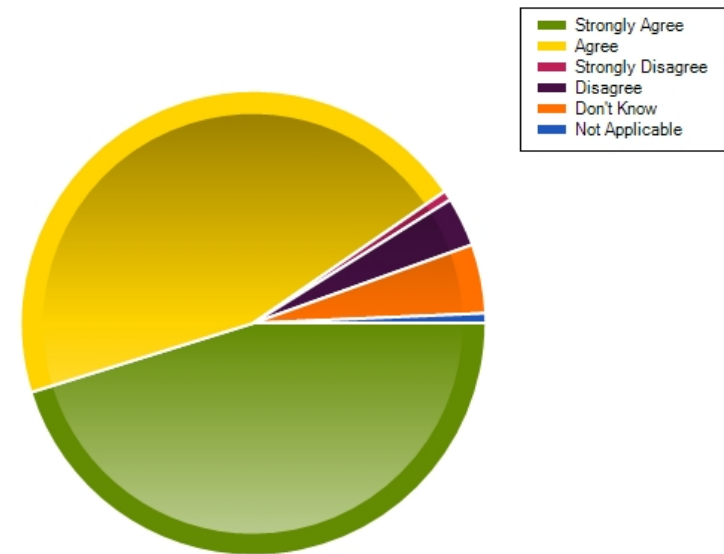
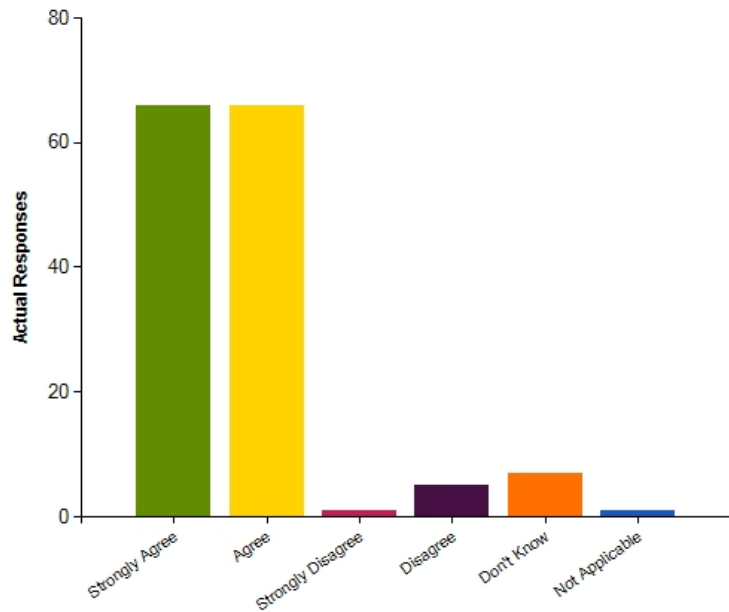
Average Response	2
Most Popular Response	Agree



Question : There is a good range of subjects available to my child at this school.

	Strongly Agree	Agree	Strongly Disagree	Disagree	Don't Know	Not Applicable
No. Of Responses	66	66	1	5	7	1
Response Percentage	45.21	45.21	0.68	3.42	4.79	0.68

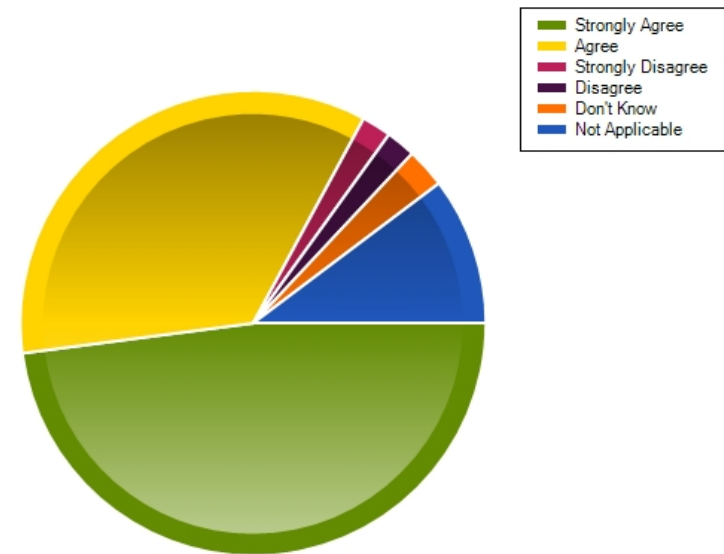
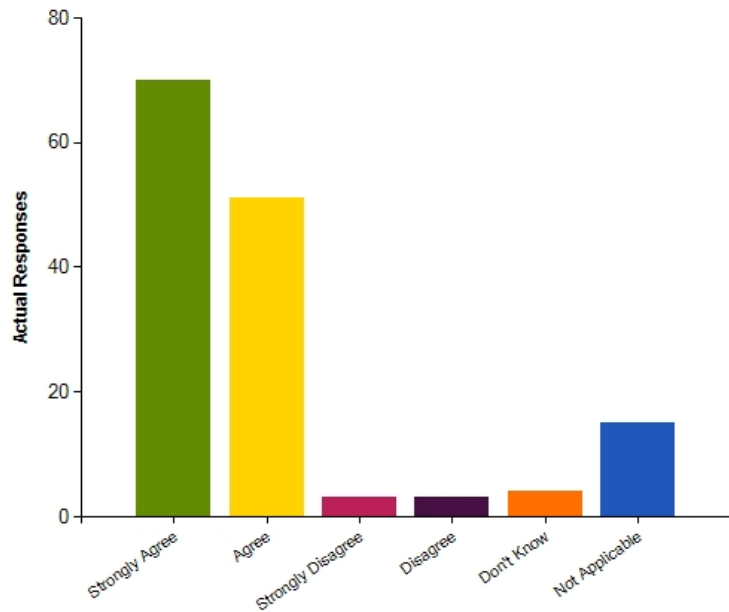
Average Response	1.79
Most Popular Response	Agree



Question : My child can take part in clubs and activities at this school.

	Strongly Agree	Agree	Strongly Disagree	Disagree	Don't Know	Not Applicable
No. Of Responses	70	51	3	3	4	15
Response Percentage	47.95	34.93	2.05	2.05	2.74	10.27

Average Response	2.08
Most Popular Response	Strongly Agree



Question : The school supports my child’s wider personal development.

	Strongly Agree	Agree	Strongly Disagree	Disagree	Don't Know	Not Applicable
No. Of Responses	58	60	4	7	15	2
Response Percentage	39.73	41.1	2.74	4.79	10.27	1.37

Average Response	2.09
Most Popular Response	Agree

