

Reports powered by...

Perspective



Ashleigh Primary And Nursery School



Staff Ofsted Questionnaire 25/11/2019

Created on 25/11/2019

Printed by Lucy Greenacre

Introduction

Perspective surveys are an opportunity to find out how a group of people perceive things that relate to your school or centre.

The following pages contain the results of your survey. Use this report to help you understand peoples perceptions and develop your school or centre to cater for or improve these perceptions.

The Survey

The survey was active between 12/11/2019 – 25/11/2019 and was answered anonymously.

The survey asks a series of questions which the person must rate. The ratings are as follows:

1. Strongly agree
2. Agree
3. Disagree
4. Strongly disagree

The Report

This report is broken down into several sections:

- **Survey Response**

This is an overview of how people responded to your survey.

- **Feedback Summary**

This section gives an overall look at the survey answers.

- **Detailed Feedback**

This section details answers given to each question.

Important note regarding this report:

Reports from surveys contain all the collated feedback from all respondents excepting the following:

Where a survey response contains offensive language, or information that breaches confidentiality/privacy, or information that endangers others, or information that might identify specific children, and where this is detected by automated processes in the software or by quality review, then these responses will be omitted from the survey report.

Survey Responses

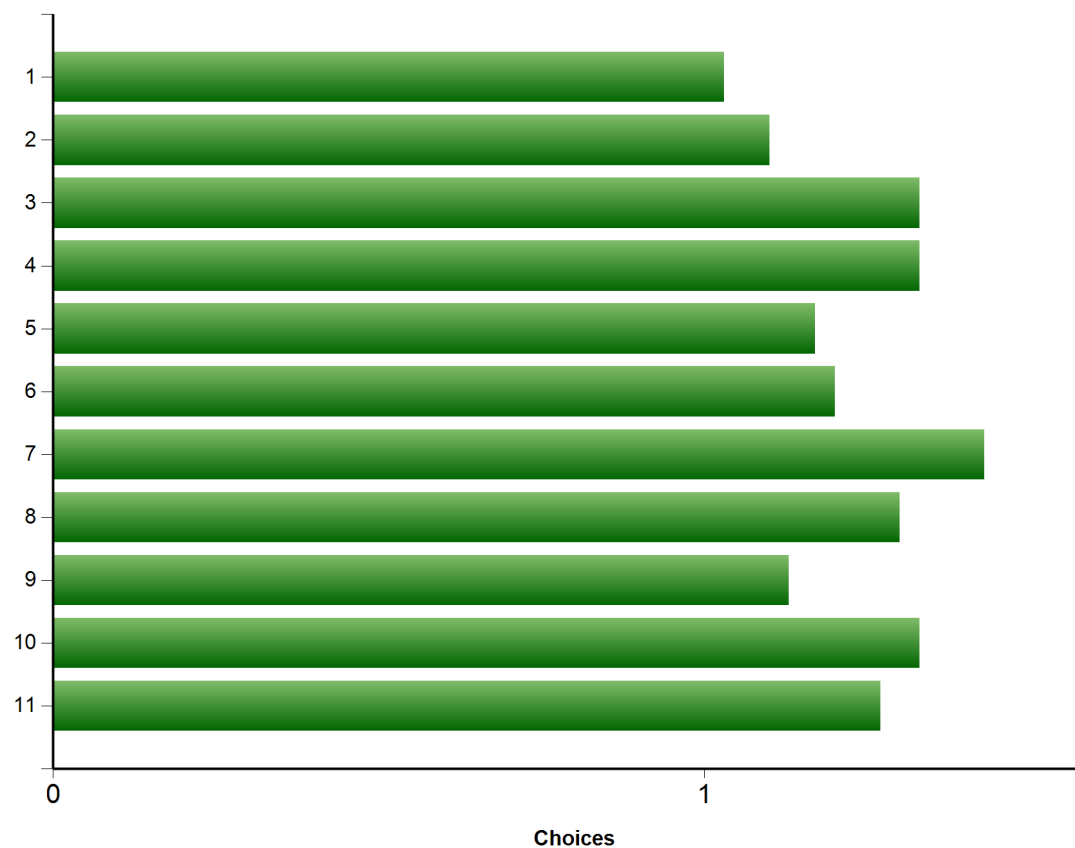
This table gives an overview of the amount of responses you have received.

Distributed To	Completed Questionnaire
45	30

Feedback Summary

Here is a graph representing the average user response for each question

Question	Response				Average
	1	2	3	4	
1	29	1	0	0	1.03
2	27	3	0	0	1.1
3	20	10	0	0	1.33
4	20	10	0	0	1.33
5	25	5	0	0	1.17
6	24	6	0	0	1.2
7	19	9	2	0	1.43
8	21	9	0	0	1.3
9	26	4	0	0	1.13
10	21	8	1	0	1.33
11	23	6	1	0	1.27

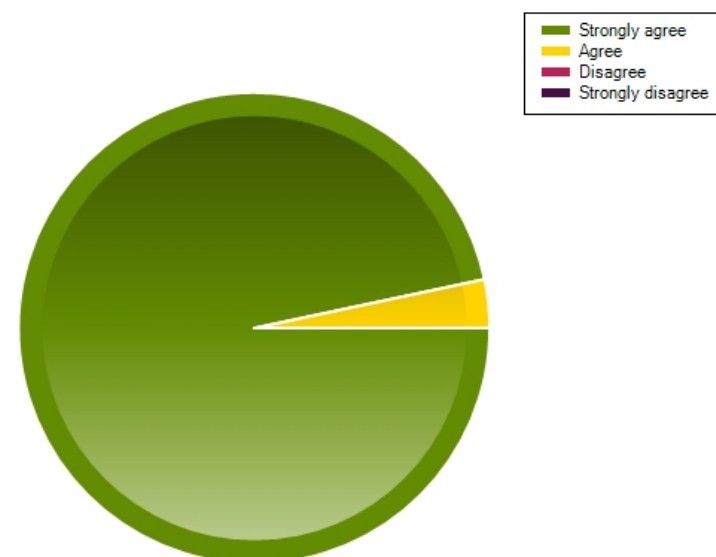
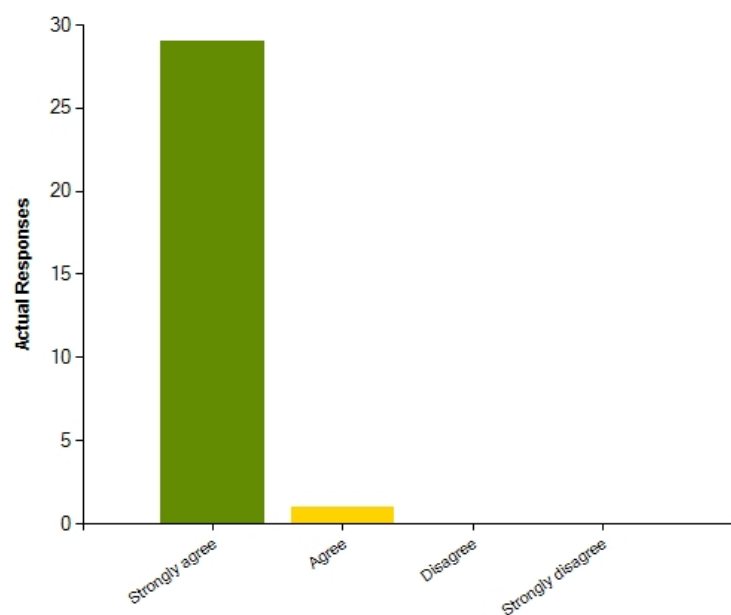


Questions

Question : I am proud to be a member of staff at this school.

	Strongly agree	Agree	Disagree	Strongly disagree
No. Of Responses	29	1	0	0
Response Percentage	96.67	3.33	0	0

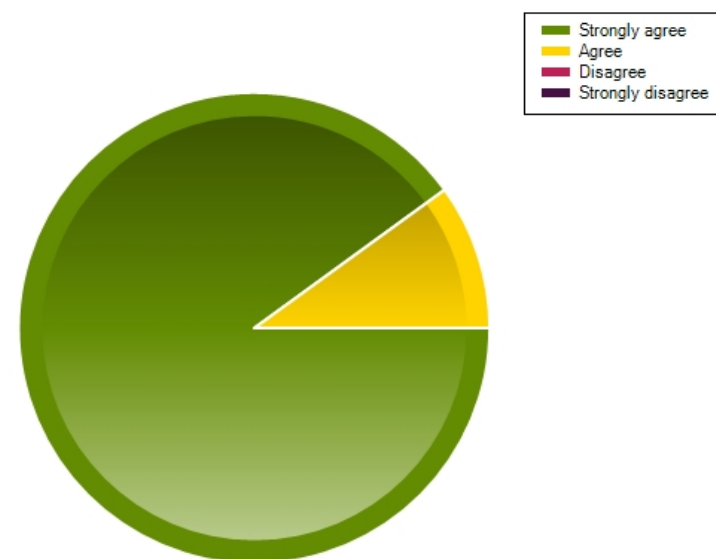
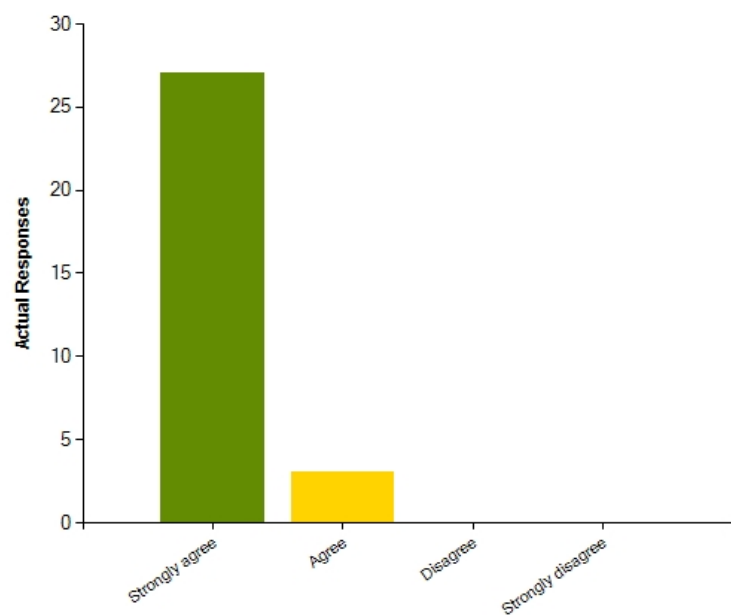
Average Response	1.03
Most Popular Response	Strongly agree



Question : Children are safe at this school.

	Strongly agree	Agree	Disagree	Strongly disagree
No. Of Responses	27	3	0	0
Response Percentage	90	10	0	0

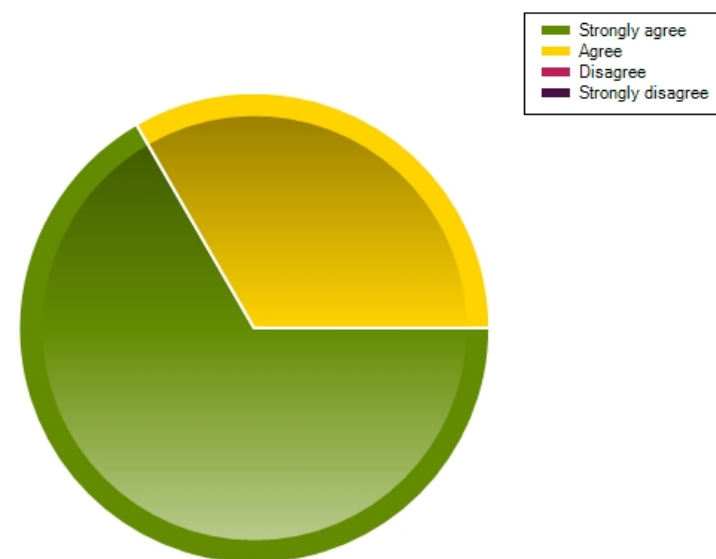
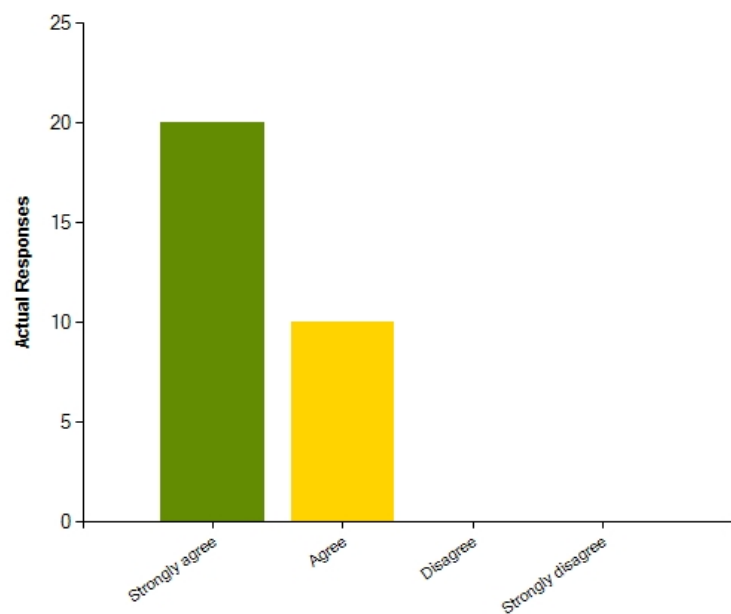
Average Response	1.1
Most Popular Response	Strongly agree



Question : Behaviour is good in this school.

	Strongly agree	Agree	Disagree	Strongly disagree
No. Of Responses	20	10	0	0
Response Percentage	66.67	33.33	0	0

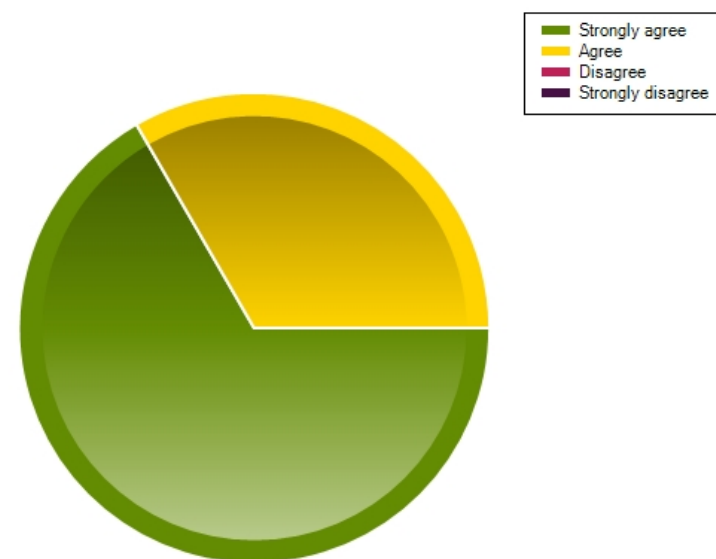
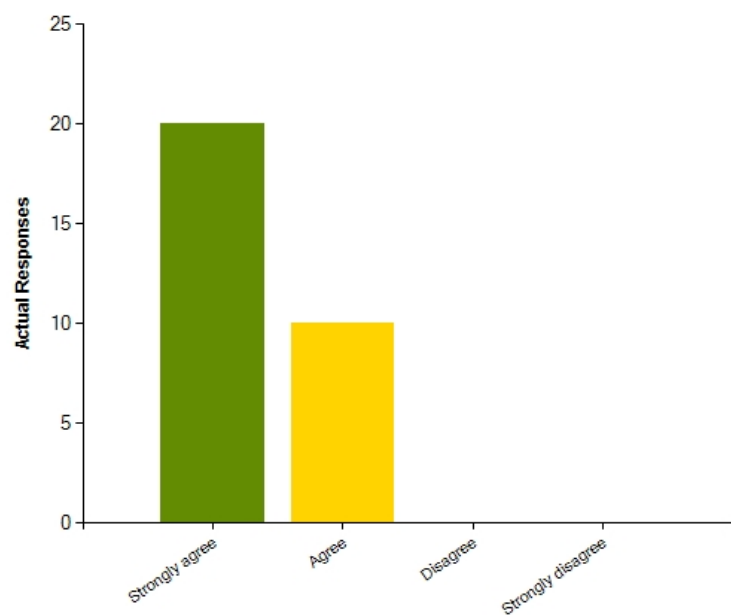
Average Response	1.33
Most Popular Response	Strongly agree



Question : The behaviour of pupils is consistently well managed.

	Strongly agree	Agree	Disagree	Strongly disagree
No. Of Responses	20	10	0	0
Response Percentage	66.67	33.33	0	0

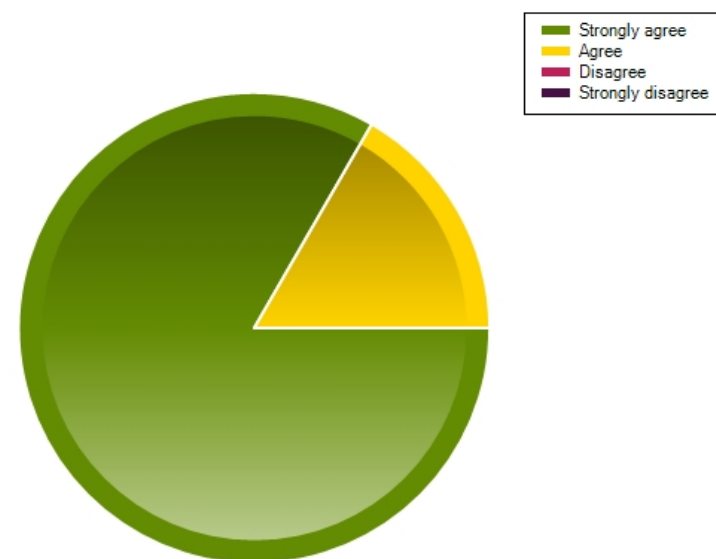
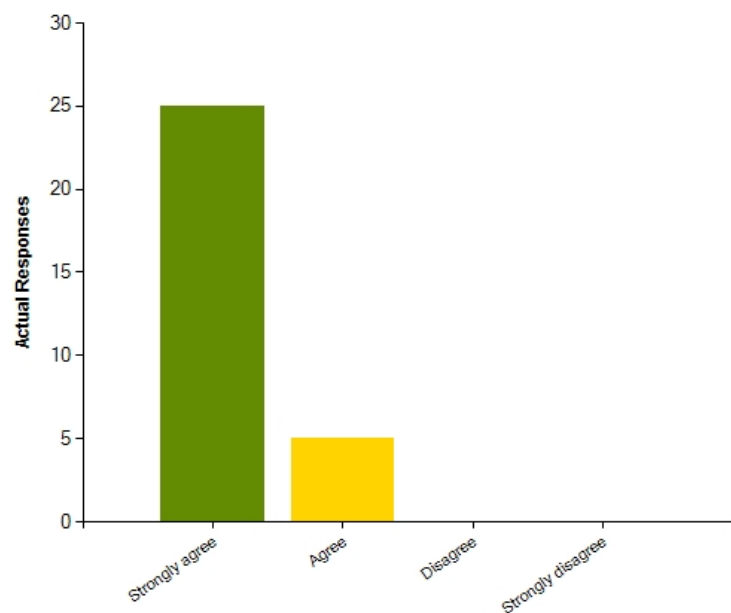
Average Response	1.33
Most Popular Response	Strongly agree



Question : The school deals with any cases of bullying effectively (bullying includes persistent name-calling, cyber, racist and homophobic bullying).

	Strongly agree	Agree	Disagree	Strongly disagree
No. Of Responses	25	5	0	0
Response Percentage	83.33	16.67	0	0

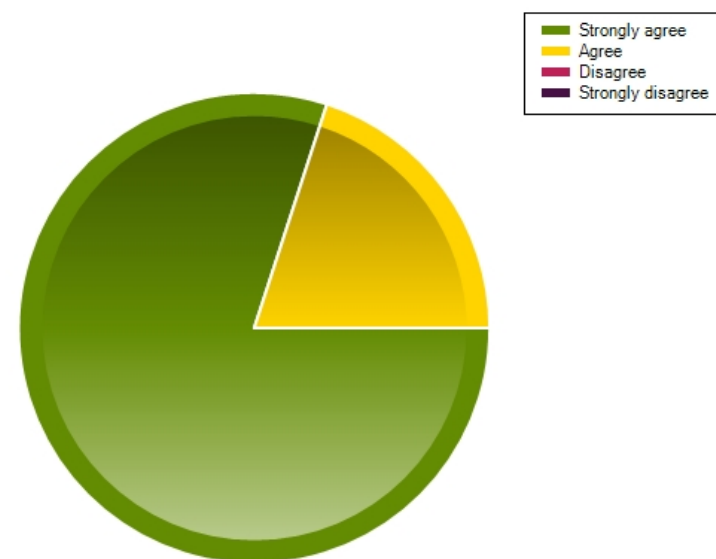
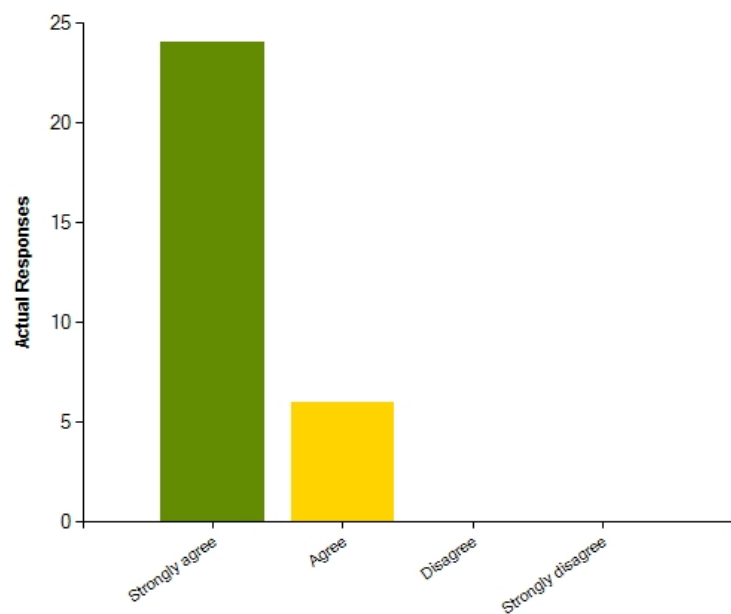
Average Response	1.17
Most Popular Response	Strongly agree



Question : Leaders do all they can to improve teaching.

	Strongly agree	Agree	Disagree	Strongly disagree
No. Of Responses	24	6	0	0
Response Percentage	80	20	0	0

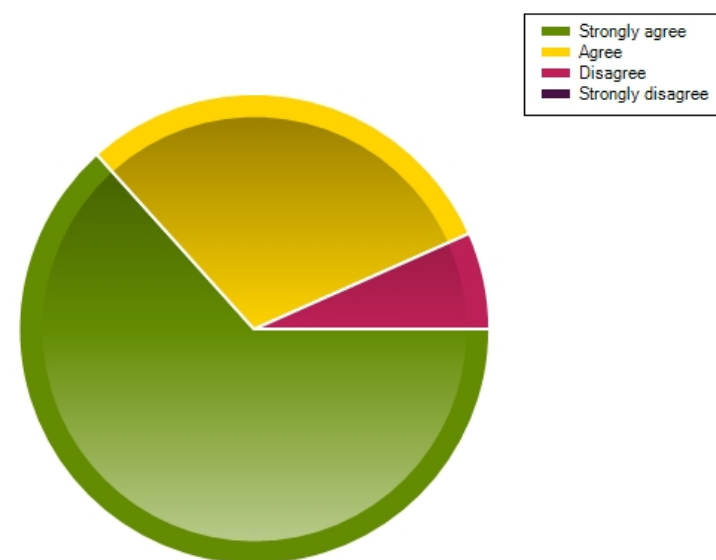
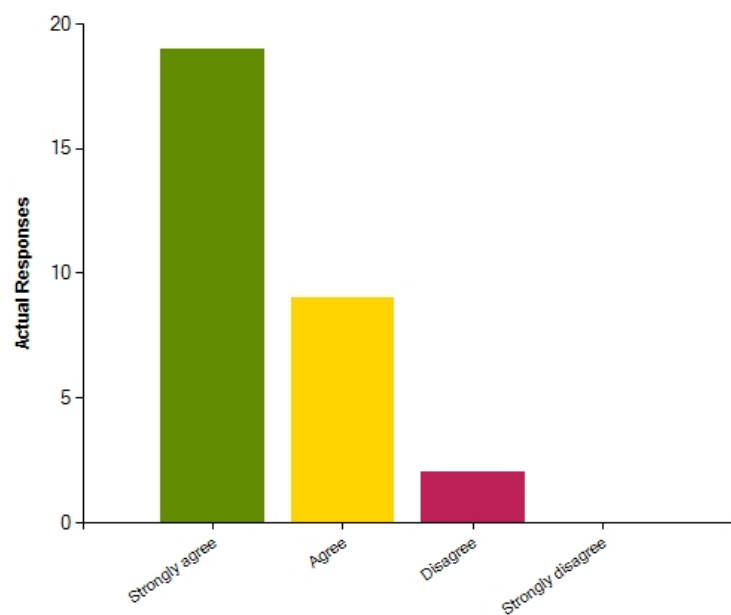
Average Response	1.2
Most Popular Response	Strongly agree



Question : The school makes appropriate provision for my professional development.

	Strongly agree	Agree	Disagree	Strongly disagree
No. Of Responses	19	9	2	0
Response Percentage	63.33	30	6.67	0

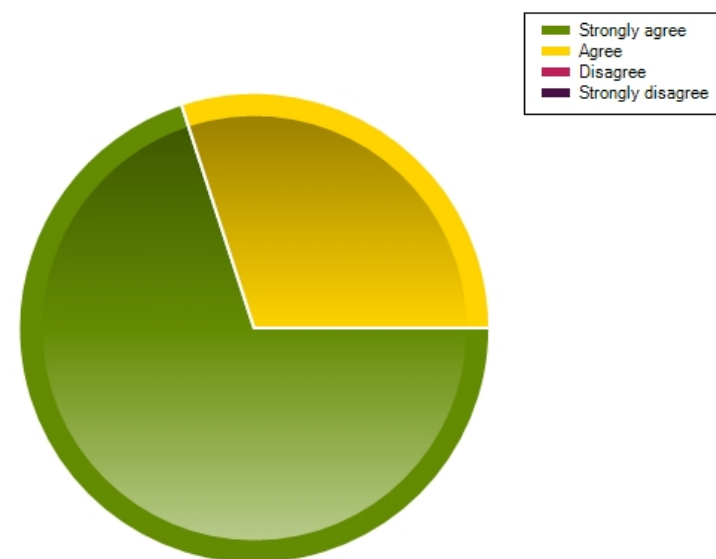
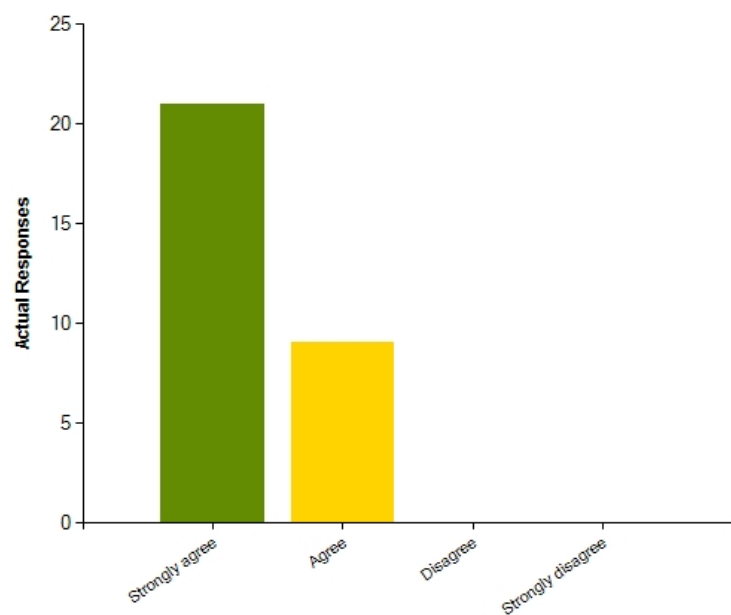
Average Response	1.43
Most Popular Response	Strongly agree



Question : The school successfully meets the differing needs of individual pupils.

	Strongly agree	Agree	Disagree	Strongly disagree
No. Of Responses	21	9	0	0
Response Percentage	70	30	0	0

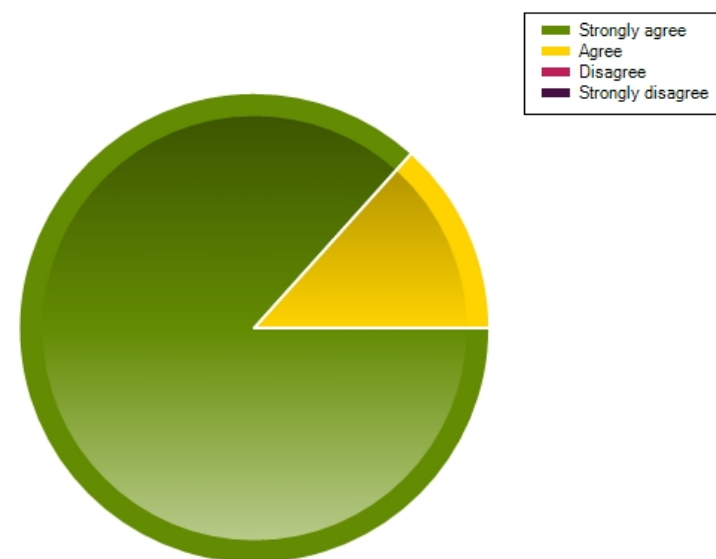
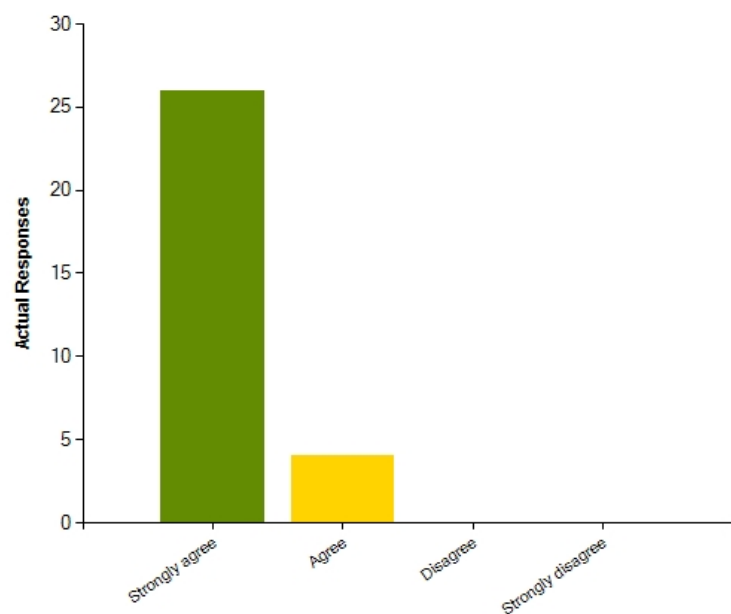
Average Response	1.3
Most Popular Response	Strongly agree



Question : I know what we are trying to achieve as a school.

	Strongly agree	Agree	Disagree	Strongly disagree
No. Of Responses	26	4	0	0
Response Percentage	86.67	13.33	0	0

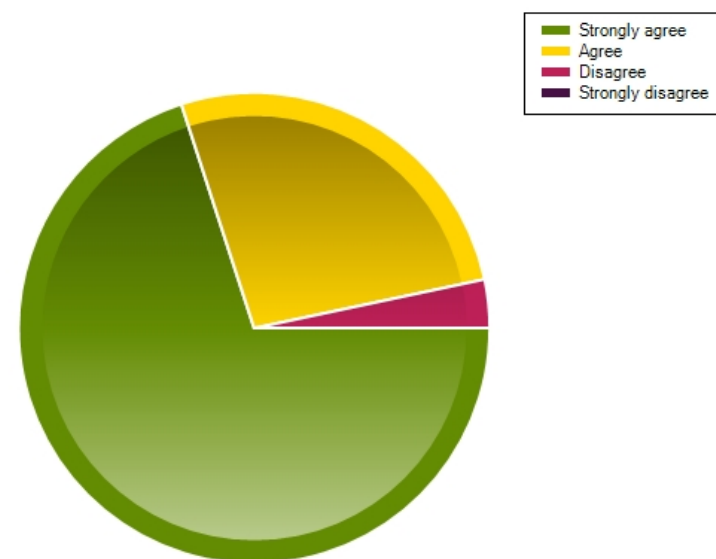
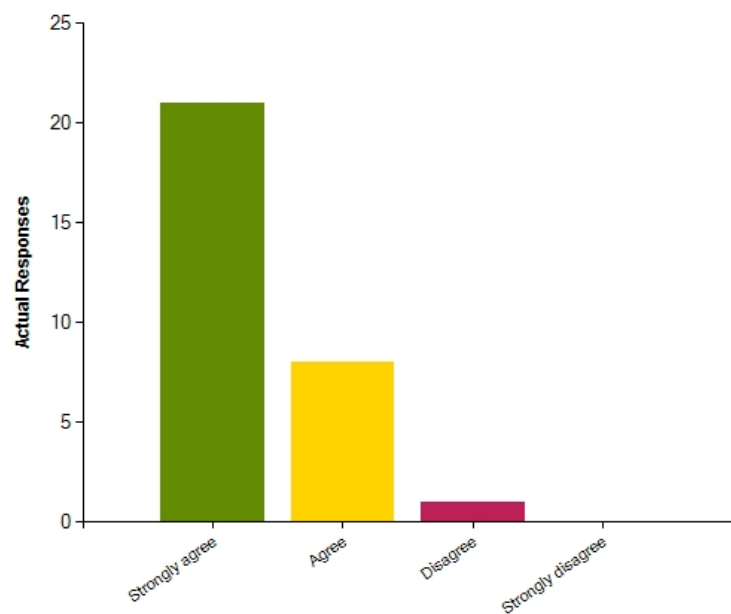
Average Response	1.13
Most Popular Response	Strongly agree



Question : All staff consistently apply school policies.

	Strongly agree	Agree	Disagree	Strongly disagree
No. Of Responses	21	8	1	0
Response Percentage	70	26.67	3.33	0

Average Response	1.33
Most Popular Response	Strongly agree



Question : The school is well led and managed.

	Strongly agree	Agree	Disagree	Strongly disagree
No. Of Responses	23	6	1	0
Response Percentage	76.67	20	3.33	0

Average Response	1.27
Most Popular Response	Strongly agree

